

Spare parts for Alucutter Profi

Pos.


Description

1



Alucutter Profi

2



base plate for bow with 0 - 75 °-scale, top
base plate for bow with 0 - 75 °-scale, bottom
with reinforced sides
machine screw M6 x 45 mm
metal washern, big
self-retaining nut

3



holder for bow with cm-scale 0 - 22 cm, top
holder for bow with cm-scale 0 - 22 cm, bottom

4



allen screw M6 x 30 mm
allen screw M6 x 35 mm
knurled nut M6, metal
nut M6
self-retaining nut M6
washer, big and small, metal and plastic

5



stopper screw for cutting depth
knurled screw, metal M6 x 25 mm
slot nut M6
metal washer, big
plasticwasher, big

6



Rail, double-layered, 31 cm long, top
Rail, double-layered, 31 cm long, bottom

7



Adjuster for slanted cuts
holder with %-scale

Spare parts for Alucutter Profi

Pos.

Description

8



insulating-plate between holder with %-scale and bow

9



machinescrew M6 x 20 mm
insulating bush

10



hot wire fastener (top) and adjuster for slanted cuts
machine screw M6 x 40 mm
tension spring for hot wire, top
guide roller for hot wire
self-retaining nut

11



support plate for adjuster for slanted cuts
knurled screw, metal M6 X 25 mm
slot nut M6
metal washer, small

12




holder for hot wire tensioner, bottom, plastic
machine screw M6 x 20 mm
metal washer, small

13










guide roller for hot wire
allen screw M6 x 40 mm
self-retaining nut M6
nut M6
cable shoe for power connection
metal washer, small

14



tension spring for hot wire, bottom
knurled screw, metal M6 x 40 mm
slot nut
self-retaining nut M6

Spare parts for Alucutter Profi


Pos.		Description
15		stopper plate for cutting depth (angled) allen screw M6 x 20 mm metal washer, big
16		support arm with 1000 mm scale
17		pivot point in detail allen screw M6 x 25 mm plastic washer, big, with large hole plastic washer, big, with small hole metal washer, big self-retaining nut
18		clamping device in detail fixing screw with adjustable handle M6 x 60 mm metal washer, big spacer sleeve, plastic, approx. 40 mm long plastic washer slot nut M6
19		adjuster screw for 90°-support arm left knurled nut, metal M6 countersunk screw M6 x 60 mm metal angle allen screw M6 x 20 mm metal washer, small
20		limiter (stopper at the end of the support arm)
21		stopper in detail (the part is a complete unit) knurled nut, plastic plastic washer screw with square guide

Spare parts for Alucutter Profi

Pos.

Description

22



stopper for a fixed measurement

23



stopper in detail (the part is a complete unit)

24




additional support

25



support in detail (the part is a complete unit)

26



additional stopper

27



stand with adjustable height and width
knurled screw M6 x 45 mm

28



stabilizer
knurled screw, metal M6 x 35 mm
machine screw M6 x 20 mm
metal washer, small

Spare parts for Alucutter Profi

Pos.

Description

29



joint

allen screw M6 x 20 mm

metal washer, small

machine screw M6 x 45 mm

self-retaining nut

30



rubber caps for stand

31



fixed support, right

knurled screw, metal M6 x 30 mm

metal washer, small

32



switch for short operation time

33



switch for continuous operation time

34



power supply (transformer)

cross slotted screw M6 x 25 mm

35



scaffold bracket

knurled metal screw M6 x 30 mm

knurled metal screw M6 x 60 mm

angled plate